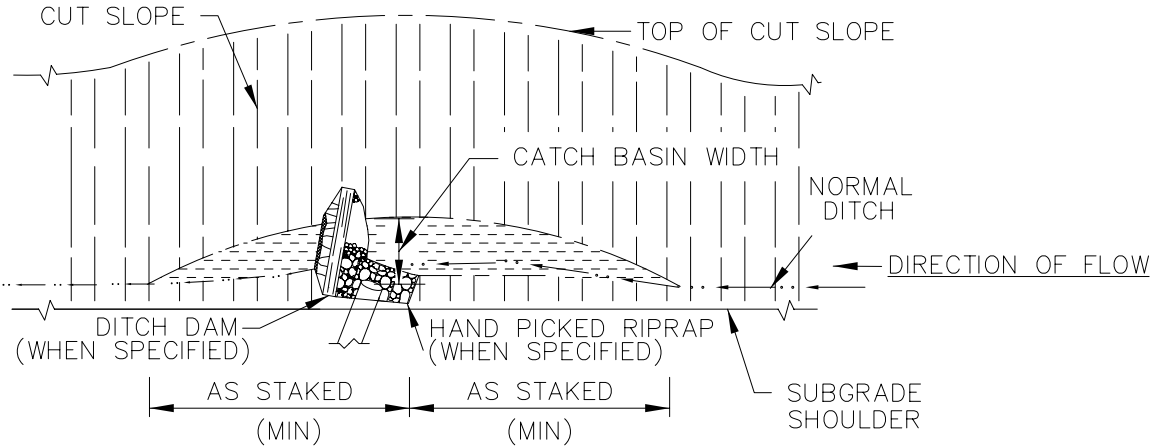


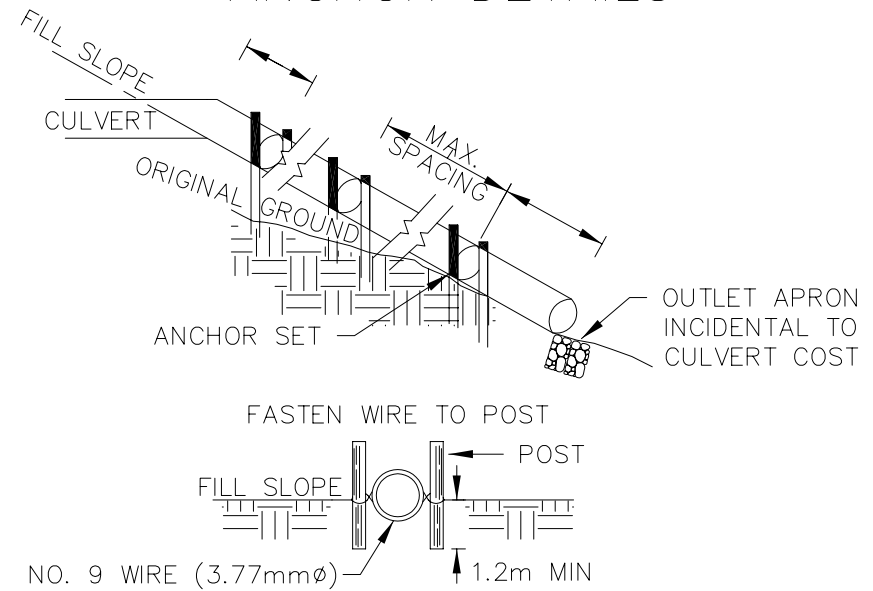
DRAINAGE CONSTRUCTION DETAILS

PROJECT	SHEET	TOTAL SHEETS
---------	-------	--------------

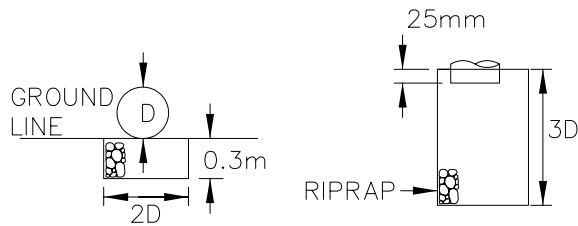
CATCH BASIN DETAIL AND TYPE 2,3 CULVERT INSTALLATION



ANCHOR DETAILS

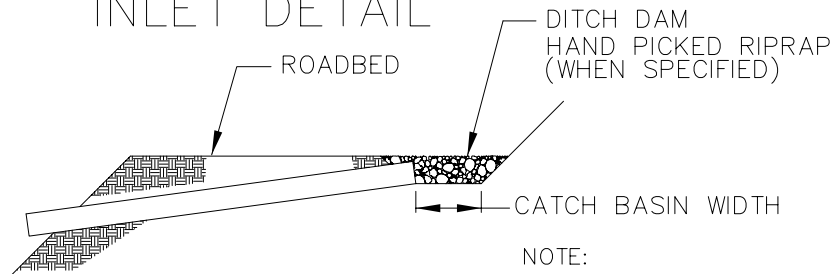


OUTLET APRON DETAIL



APRON SURFACE SHALL BE LEFT WITH PROTRUDING RIPRAP FOR VELOCITY BREAK.

INLET DETAIL



NOTE:

900mm DIAMETER AND LARGER DOWNPIPE SHALL BE HALF BURIED. ANCHOR SETS SHALL CONSIST OF TWO 1.8m METAL FENCE POST AND 3 STRANDS OF NO. 9 WIRE (3.77mmØ). THE 3 STRANDS OF WIRE SHALL BE TWISTED TOGETHER AND ENCOMPASS THE ENTIRE CIRCUMFERENCE OF THE PIPE AND BOTH ANCHORS. ANCHOR ASSEMBLY FOR DOWNPIPE SHALL BE THE SAME BASE METAL AS THE DOWNPIPE.