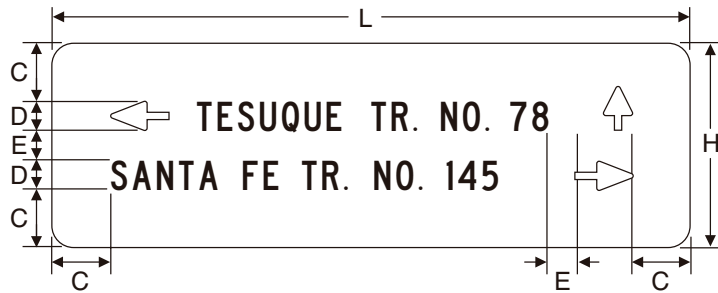


5B.1 Trail Destination Signs (TD)

**Text layout**—Trail destination signs (TD)  
Nonwilderness and wilderness applications



Text layout dimensions (inches)

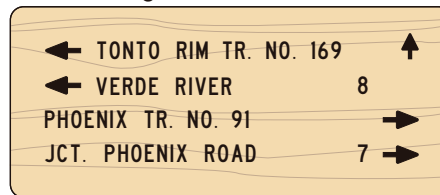
Sign number	H	L	C	D* text	E
TD-1	5	Varies	2	1	1
TD-2	7	Varies	2	1	1
TD-3	9	Varies	2	1	1
TD-4	11	Varies	2	1	1
TD-5	13	Varies	2	1	1

\*Dimension D, text size, refers to ASA Series C letters

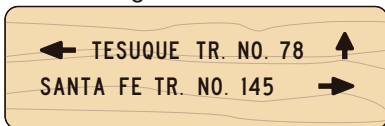
One-line sign TD-1



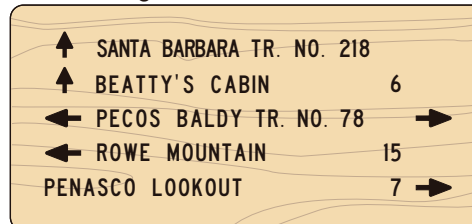
Four-line sign TD-4



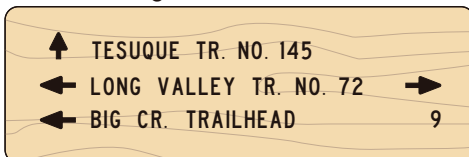
Two-line sign TD-2



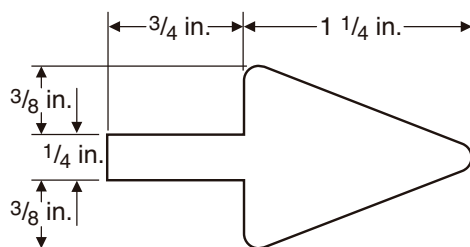
Five-line sign TD-5



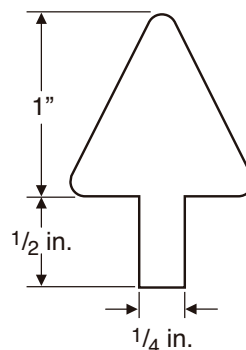
Three-line sign TD-3



Typical layout—Arrow details



Horizontal



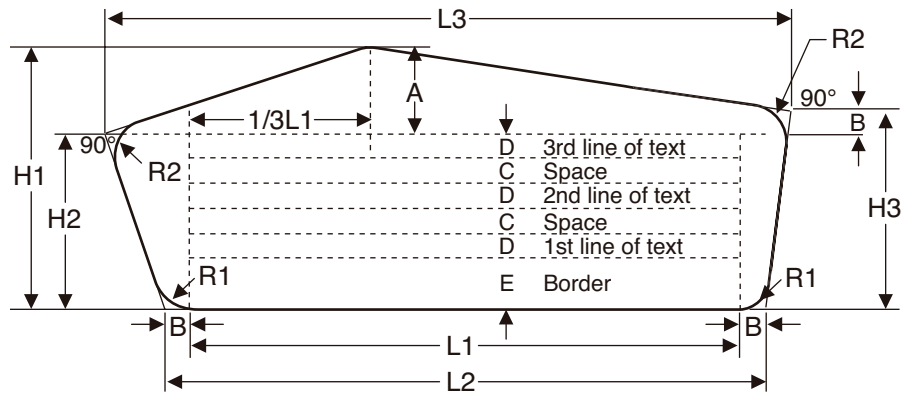
Vertical

References


For sign guidelines, see Chapter 5.  
For panel construction, see Chapter 14.

**5B.2 Trail Directional—Wilderness Shape**

**Text layout**—Trail directional—wilderness shape (TDW-1 and 2) optional use



**TDW-1 examples**



Text layout dimensions (*inches*)

Sign number	H1	H2	H3	L1	L2	L3	A	B	C	D* text	E	R1	R2
TDW 1	10 1/2	7	8	22	24	27 1/2	3 1/2	1	1	1	2	1	1 1/2
TDW 2	14 1/2	11	12	22	24	27 1/2	3 1/2	1	1	1	2	1	1 1/2

**Notes**

TDW-1 = Up to 3 lines of text with up to 25 characters per line.

For 1- and 2-line signs, center text lines in message box vertically.

TDW-2 = 4 or 5 lines of text with up to 25 characters per line.

Center text lines horizontally as a group in the message box.

Specify message.

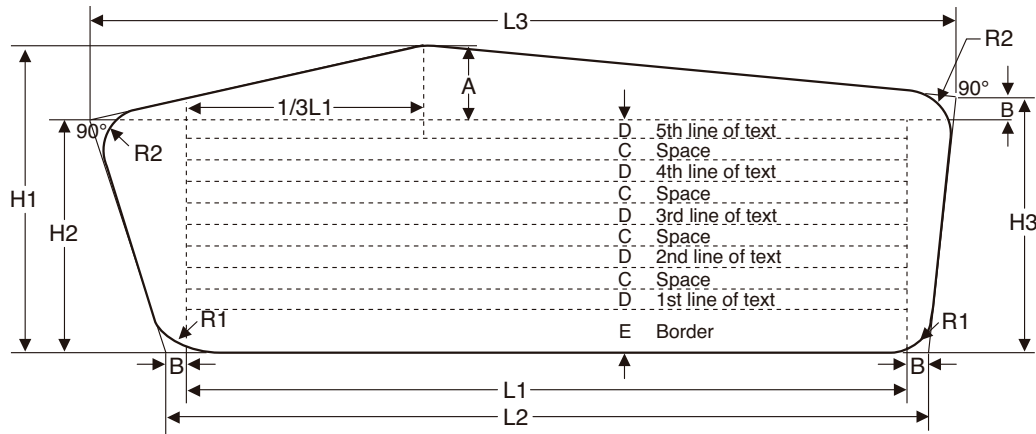
No mileage is shown on Wilderness signs.

\*Dimension D, text size, refers to ASA Series C letters.

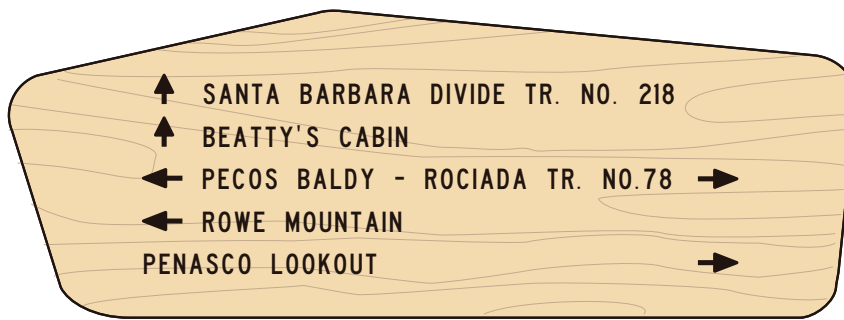
**Colors**

Unfinished wood with scorched or blackened text.

**Text layout—Trail directional—wilderness shape (TDW-3 and 4) optional use**



TDW-4 examples



Text layout dimensions (inches)

Sign number	H1	H2	H3	L1	L2	L3	A	B	C	D* text	E	R1	R2
TDW 3	10 1/2	7	8	34	36	40 3/4	3 1/2	1	1	1	2	1	1 1/2
TDW 4	14 1/2	11	12	34	36	40 3/4	3 1/2	1	1	1 (Series C)	2	1	1 1/2

**Notes**

TDW-3 = Up to 3 lines of text with 25 to 40 characters per line.  
 For 1- and 2-line signs, center text lines vertically in message box.

TDW-4 = 4 or 5 lines of text with lines 25 to 40 characters per line.  
 For messages longer than 40 characters, use 2 lines.

Do not use for more than 5 lines of message.

Center text lines horizontally as a group in the message box.

Specify message.

No mileage is shown on Wilderness signs.

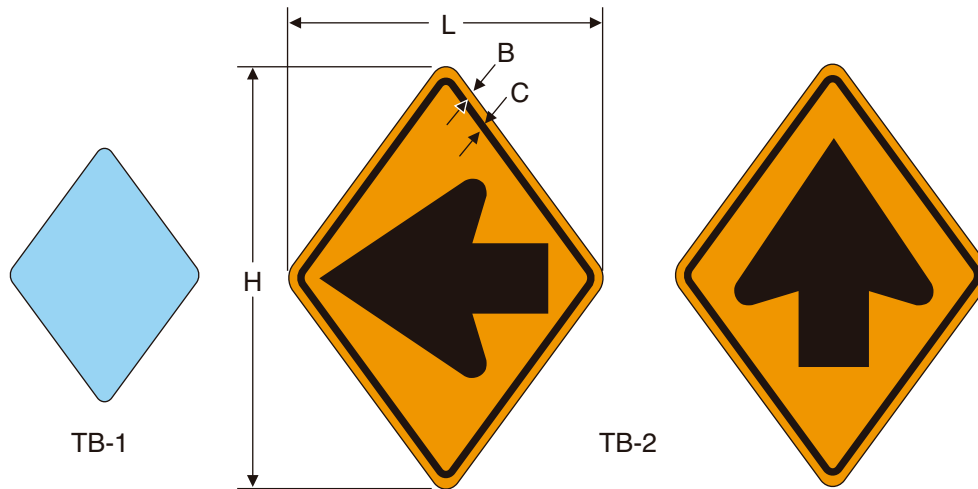
\*Dimension D, text size, refers to ASA Series C letters.

**Colors**

Unfinished wood with scorched or blackened text.

### 5B.3 Trail Blazer (TB)

#### Text layout—Trail blazer (TB)



#### Text layout dimensions (inches)

Blazer number	H	L	B	C	Text arrows	Most often used on
TB-1	7	5	N/A	N/A	N/A	Hiker, pack and saddle trails; Nordic ski trails; Snowmobile trails
TB-2	12	9	$\frac{3}{8}$	$\frac{3}{16}$	5 inch	Snowmobile trails

#### Notes

Use standard arrow—same as route marker arrow. Center in diamond.

When ordering, specify size, color, arrow, and direction (if desired), and retroreflective (if desired).

#### Colors

Black border and arrow.

##### Trail type

TB-1 Hiker, pack, and saddle trails  
TB-1 Nordic ski trails  
TB-1 Snowmobile trails

TB-2 Snowmobile trails

##### Background Color

Gray/white (nonreflective) #27722  
Blue (retroreflective/nonreflective) #15187  
Orange or fluorescent orange (retroreflective) #12473

Orange or fluorescent orange (retroreflective) #12473

#### References

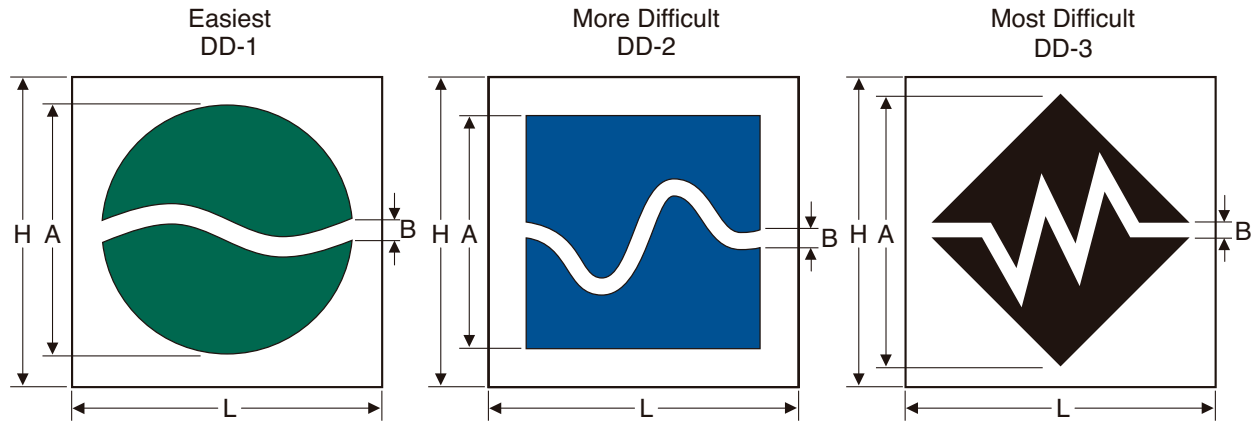
For sign guidelines, see Chapter 5.

For panel construction, see Chapter 14.

For arrow details and text arrows, see Chapter 3D.

### 5B.4 Trail Degree-of-Difficulty Symbols

**Layout**—Trail degree-of-difficulty symbols



Text layout dimensions (inches)

Sign number	H & L	A	B	Federal color chip
DD-1	2	1 <sup>5</sup> / <sub>8</sub>	<sup>1</sup> / <sub>8</sub>	Green—#14109
	3	2 <sup>1</sup> / <sub>2</sub>	<sup>13</sup> / <sub>64</sub>	
	3 <sup>1</sup> / <sub>2</sub>	2 <sup>7</sup> / <sub>8</sub>	<sup>15</sup> / <sub>64</sub>	
DD-2	2	1 <sup>1</sup> / <sub>2</sub>	<sup>1</sup> / <sub>8</sub>	Blue—#15090
	3	2 <sup>1</sup> / <sub>2</sub>	<sup>13</sup> / <sub>64</sub>	
	3 <sup>1</sup> / <sub>2</sub>	2 <sup>3</sup> / <sub>4</sub>	<sup>15</sup> / <sub>64</sub>	
DD-3	2	1 <sup>3</sup> / <sub>4</sub>	<sup>1</sup> / <sub>8</sub>	Black—#35042
	3	2 <sup>5</sup> / <sub>8</sub>	<sup>5</sup> / <sub>32</sub>	
	3 <sup>1</sup> / <sub>2</sub>	3	<sup>11</sup> / <sub>64</sub>	

#### Notes

Place light black line around blue and green symbols for contrast.  
Symbols shall be centered on square.

#### Colors

Use standard FHWA retroreflective sign colors.

#### References

For sign guidelines, see Chapter 5.  
For specifications, see Chapter 14.  
For colors, see MUTCD, page 1A-9.

**5B.5 National Trail markers**

**Layout—National Trail Markers**



National Recreation Trail Marker—NRT



National Historic Trail Marker—NHT



National Scenic Trail Markers—NST

Text layout dimensions (*inches*)

Marker	Size	Hole size
NT-1	3 1/2	1/8
NT-2	9	1/8
NT-3	18	3/8

**Notes**

These markers are for trails under Forest Service jurisdiction. For other trail markers, contact National Park Service or Regional Office trails specialist. Art work and Federal standard colors will be furnished by the Regional Trails Specialist.

Specify trail symbol.