



Northwind Campground

Eldorado National Forest



District: Pacific Ranger District

Location: 23 miles east of Placerville on Highway 50 and 11 miles north on Ice House Road (Forest Road 3), then east (right) on Forest Road 32 . (See map on backside).

Campground Information

Total Number Of Units	Tent, Trailer Or R.V. Units	Double Unit	Accessibility		Fee
			Units	Toilets	
9	Sites 3-10	Site 1	See Map	All	Yes

Campground Facilities

Vault or Flush Toilets	Dump Station Nearby	Showers	Piped Water	Hook-Ups	Picnic Tables	Fire Rings/ Grills	Bear Boxes
Vault	At Ice House Campground	No	No	No	Yes	Yes/Yes	No

Activities/Facilities Within 5 Miles

- ◆ Swimming
- ◆ Fishing
- ◆ Picnic Area at Ice House Campground
- ◆ Boat Ramp at Ice House Campground
- ◆ Ice House Bike Trail
- ◆ Groceries and restaurant at Ice House Resort

Things You Should Know

- ◆ **No Reservations.** Sites are available on a first-come, first-served basis.
- ◆ The campground is generally open between Memorial Day Weekend to mid-October. These dates are affected by snow conditions.
- ◆ Interagency Senior and Access passes are accepted for single family units.
- ◆ The campground is at about 5,500' elevation.
- ◆ Please keep family pets on a leash at all times.

- ◆ Single units are limited to 2 vehicles and 6 people per site. Double units are 4 vehicles and 12 people. An additional fee will be charged for an extra vehicle if the parking spur will accommodate it.
- ◆ Vehicle = Any equipment that is required to be licensed/registered. Includes RVs, trailers, cars/trucks, boat/car trailer, motorcycle/atv, etc. Vehicles parked in a truck or on a trailer are not counted separately.
- ◆ There is no piped water available at the campground. Lake water is available close by but should be boiled before using. Water quality testing is not performed on open water sources.
- ◆ Please use the stove or fire ring provided.
- ◆ Use only dead and down wood for your campfires.
- ◆ Make sure your fire is dead out before leaving.
- ◆ Check ahead. Campfires may not be allowed during fire restrictions.
- ◆ Check out time is 1:00 p.m.

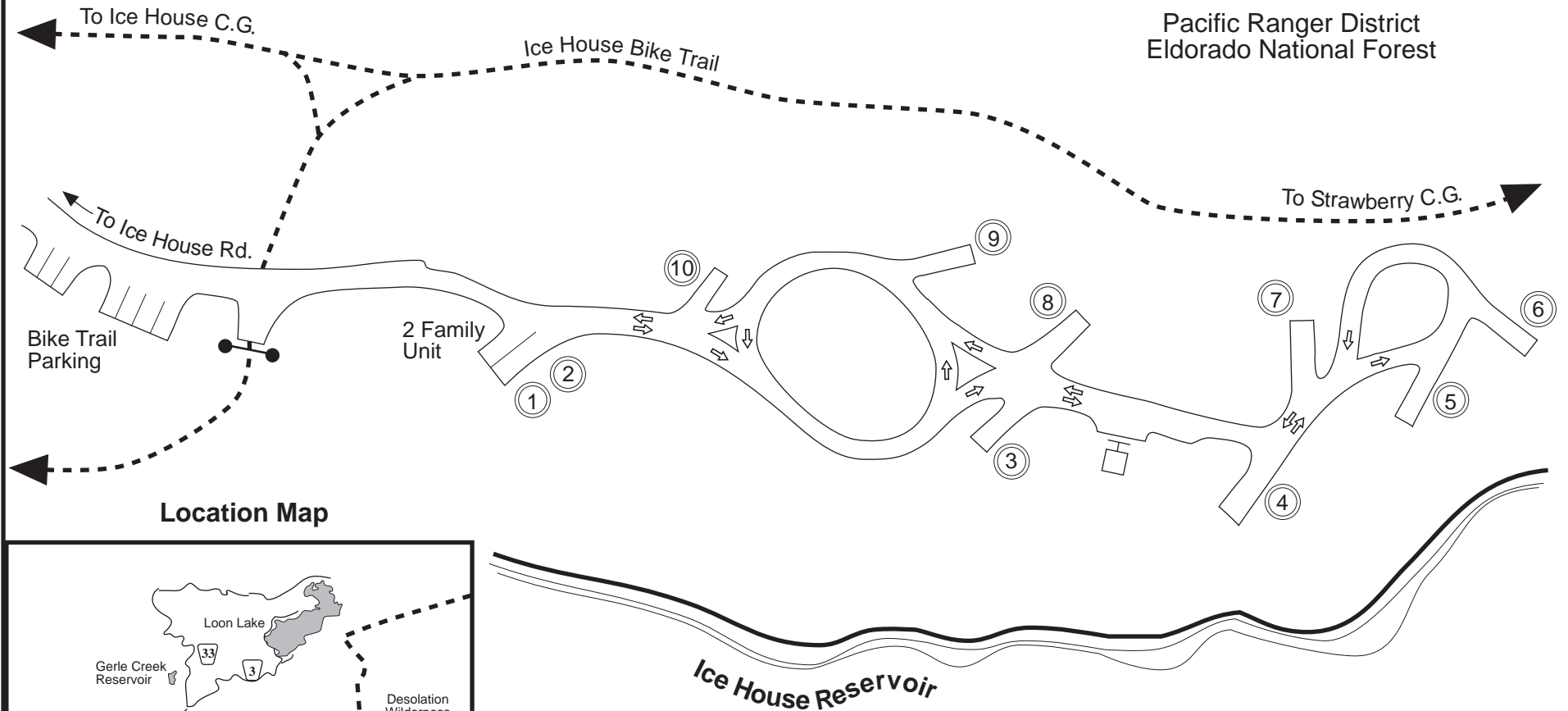
USDA is an equal opportunity provider and employer.



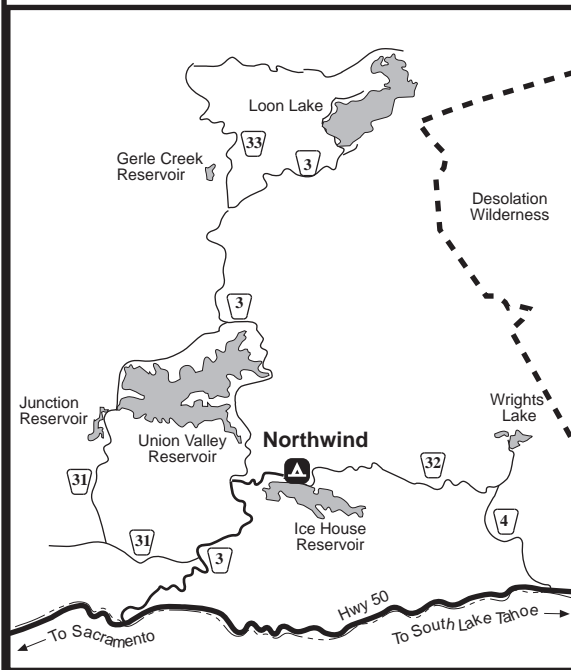
Centennial 1910 - 2010 "100 Years Of Discovering Forest Treasures"

Northwind Campground





Pacific Ranger District
Eldorado National Forest







Location Map



LEGEND

-  Trailer/RV Spur (long)
-  Camp Unit
-  Toilet
-  Gate

Campsite Accessibility Level For People with Disabilities

-  27 Easy Access
-  7 Moderate Access
-  2 Difficult Access
-  32 Not Accessible