

Welcome to your National Forests!

This brochure contains basic information you should know before you cut firewood. Review this and the “**Special Conditions**” on your firewood permit carefully.

YOUR FIREWOOD PERMIT

To cut firewood for personal use on national forest land you must have a permit. Permits are available for a minimum of four cords (\$20) at \$5.00 per cord, with a maximum of 12 cords. Permits are available at Forest Service offices and some local community stores. Each permit is valid anywhere in Region One of the Forest Service (the Idaho Panhandle, Clearwater and Nez Perce National Forests in Idaho and the national forests in Montana) and also Bureau of Land Management public lands.

WHERE CAN I CUT?

Check with your nearest Forest Service office for special areas designated for firewood cutting. If there aren't any, you can cut anywhere **EXCEPT**:

IN A TIMBER SALE

Timber sales are usually marked with a sign or painted trees. Log decks are often located along roads in timber sale areas.

ON PRIVATE PROPERTY

Within national forest boundaries there are privately owned lands often marked by signs and fences. Look at your Forest Travel Plan map to be sure you are not cutting on private land.

WITHIN 150 FEET OF WATER

To protect water quality and fish habitat, do not cut near streams, ponds, lakes or wet areas.

IN DEVELOPED CAMPGROUNDS OR TREE PLANTATIONS



Please Don't Cut...

Living Trees: Before you cut a tree, be sure it's dead. Check to see there are no green needles remaining prior to falling. Windthrown or other downed trees may be removed, even if still green. Proof of “downed” tree must be evident; i.e.: tilted or windshear stump.

LARCH (TAMARACK)

Larch trees lose their needles each autumn. Before cutting what appears to be a dead larch, look on the ground to see if golden needles have recently fallen, or check just inside the bark. If the bark is tight, the tree is considered alive.


Cedar Trees and Pacific Yew:

You need a special permit to cut these species.

Wildlife Trees (Animal Inns): Standing dead trees (snags) play a role in supporting wildlife populations in the forest. They are a source of food, nests, perches and protective cover for many birds and mammals.

Avoid trees with:

- Paint marks or signs
- Broken tops
- Trunk holes or visible nests



OTHER CONSIDERATIONS


Your firewood permit does not allow driving vehicles off roadways to gather firewood. This includes four-wheelers and trail bikes.

WHAT ABOUT CLEAN-UP?

Leave your wood-cutting area clean. Scatter slash away from roads, culverts and ditches. This will keep the road clear for other traffic and prevent plugged ditches and culverts that could cause erosion damage. Please don't fall trees across roadways or block traffic while you work.

WHAT ABOUT WOOD FOR CAMPFIRES?

You may cut firewood for campfires without a permit, as long as the wood is burned at your camp. (Remember the restrictions: Don't cut in timber sales, on private property, near water, in campgrounds or in tree plantations). A permit is required to transport any unused firewood home.



USING YOUR CHAINSAW SAFELY

As a chainsaw operator, you are responsible to have a serviceable fire extinguisher (liquid chemical 8 oz. or dry chemical 1 lb.) and a shovel available at all times.

Your saw must be equipped with an approved spark arrester screen (.025 inch or smaller diameter, heat and corrosion-resistant wire screen).

You can avoid starting a fire with your chainsaw by following these common sense rules:

- ✓ Keep the saw well away from cigarettes and open flame when adjusting the saw or fueling.
- ✓ Let your saw cool for at least 5 minutes before refueling.
- ✓ Carry your gas in a metal safety can equipped with a spout, or use a funnel so that gasoline does not spill on the ground.
- ✓ Clean your saw and move it away from your fueling area before starting it.
- ✓ Wear hearing and eye protection, as well as a hard hat.

THE BEST FIREWOOD TREES

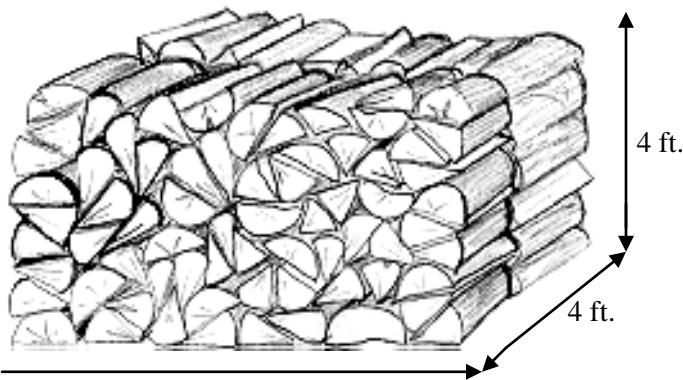
Some trees burn hotter than others. The list below shows common types of trees in our area and their heat values in BTUs (British Thermal Units). A guide to tree identification is available at most Forest Service offices.

<i><u>Tree Species</u></i>	<i><u>BTUs*</u></i>
W. Larch (Tamarack)	22.3
Douglas Fir (Red Fir)	20.6
Lodgepole Pine (Jackpine)	17.5
Ponderosa Pine (Yellow Pine)	17.1
Grand Fir (White Fir)	16.7
Spruce	15.0
Subalpine Fir	13.6

**Higher BTUs = more heat*

MEASURING AND HAULING FIREWOOD

Firewood is commonly measured in cords. A standard cord is the amount of tightly piled wood in a stack 4 feet high and 4 feet wide by 8 feet long (128 cubic ft.). **Six feet** is the maximum length that may be hauled for firewood without written approval from your local Forest Service office.



This National Forest Recycles!

FOREST DIRECTORY

Nez Perce National Forest Supervisor's Office Clearwater Ranger District

104 Airport Road
Grangeville, ID 83530
(208) 983-1950
Website: fs.usda.gov/nezperce

Red River Ranger District

Elk City Ranger Station
300 American River Road
Elk City, ID 83525
(208) 842-2245

Salmon River Ranger District

Slate Creek Ranger Station
304 Slate Creek Road
White Bird, ID 83554
(208) 839-2211

Moose Creek Ranger District

Selway Ranger Station
831 Selway Road
Kooskia, ID 83539
(208) 926-4258

Clearwater National Forest Supervisor's Office North Fork Ranger District

12730 Highway 12
Orofino, Idaho 83544
(208) 476-4541
Website: www.fs.fed.us/r1/clearwater

Lochsa Ranger District

502 Lowry
Kooskia, Idaho 83539
(208) 926-4274

Powell Ranger District

Powell Ranger Station
Lolo, Montana 59847
(208) 942-3113

Palouse Ranger District

1700 Highway 6
Potlatch, Idaho 83855
(208) 875-1131

Intermountain Research Center

1221 South Main
Moscow, ID 83843
(208) 882-3557

Some local businesses sell National Forest Personal Use Firewood Permits.

The U.S. Department of Agriculture (USDA) prohibits discrimination in its programs on the basis of race, national origin, sex, religion, age, disability, political beliefs, sexual orientation, or marital or family status. (Not all prohibited bases apply to all programs.) Persons with disabilities who require alternative means for communication of program information (Braille, large print, audiotape, etc.) should contact USDA's TARGET Center at 202-720-2600 (voice and TDD). To file a complaint of discrimination, write USDA, Director, Office of Civil Rights, Room 326-W, Whitten Building, 1400 Independence Avenue SW, Washington, DC 20250-9410, or call 202-720-5964 (voice or TDD). USDA Forest Service is an equal opportunity provider and employer.



United States
Department of
Agriculture
Forest Service, Northern Region

GATHERING FIREWOOD

For Your Personal Use
on the
Nez Perce - Clearwater National Forest



Updated March 2011