

Air Pollution and Vegetation Change in Southern California Coastal Sage Scrub: A Comparison with Chaparral and Coniferous Forest¹

Edith B. Allen², Abby G. Sirulnik², Louise Egerton-Warburton^{2, 5}, Sheila N. Kee², Andrzej Bytnerowicz³, Pamela E. Padgett³, Patrick J. Temple³, Mark E. Fenn³, Mark A. Poth³, and Thomas Meixner⁴

Abstract

The coastal sage scrub (CSS) vegetation of southern California is rapidly converting to annual grasslands, perhaps in part because of air pollution. By contrast, chaparral and coniferous forest are subject to equally high levels of air pollution but are relatively stable. A comparative analysis of ozone and nitrogen deposition on plants of CSS, exotic annual grassland, chaparral, and coniferous forest shows these vegetation types have different susceptibilities to each pollutant. Historically high concentrations of ozone in the local mountains weakened pines, contributing to tree mortality. Native shrub seedlings had decreased growth in chambers with current-day levels of 150 ppb ozone. Under natural field conditions the shrubs may escape ozone injury by being physiologically active early in the season when ozone concentrations are below phytotoxic levels. Summer-active pines are more susceptible to ozone than summer-deciduous CSS shrubs and senescent annual grasses. Nitrogen deposition has different impacts from ozone because N accumulates on leaf and soil surfaces during the summer. Conifers are more susceptible to leaf-deposited nitric acid because they are physiologically active in summer, while chaparral may be less so because of thick cuticles and reduced summertime activity. Deciduous CSS and senescent grasses are less susceptible to direct leaf damage. However, N becomes available for root uptake after the first fall rains. Soil accumulations up to 87 µg/g extractable N have been measured in surface soil of CSS shrubland, levels that have caused mortality in the greenhouse. Grasses may escape the deleterious effects of high soil N levels because of their annual habit. Coniferous forest may have a higher threshold for N damage because of high stand biomass, high N immobilization in soil organic matter, and watershed N runoff. The resistance of chaparral to high N is less well understood, but may be due to higher biomass and slower growth rates than CSS and also high leachate losses of N.

Key words: chaparral, coastal sage scrub, coniferous forest, exotic annual grassland, nitrogen deposition, ozone

¹ An abbreviated version of this paper was presented at Planning for Biodiversity: Bringing Research and Management Together, a Symposium for the California South Coast Ecoregion, February 29-March 2, 2000, California State Polytechnic University, Pomona, CA.

² Department of Botany and Plant Sciences and Center for Conservation Biology, University of California Riverside 92521 (email: edith.allen@ucr.edu)

³ USDA Forest Service, Pacific Southwest Research Station, Forest Fire Laboratory, Riverside, California 92507

⁴ Department of Environmental Sciences, University of California Riverside 92521

⁵ Present address: Conservation Science Department, Chicago Botanic Gardens, 1000 Lake Cook Rd., Glencoe, IL 60022

Introduction

We are currently witnessing a rapid vegetation type-conversion of the coastal sage scrub (CSS) of southern California to exotic annual grassland, a change that has been occurring over the past three decades (Allen and others 1998, Minnich and Dezzani 1998). Local botanists report that mountainsides, such as the Box Springs Mountains and Mount Rubidoux, that were covered with CSS only 20-25 years ago are now dominated by less diverse stands of Mediterranean annual grasses and forbs. In other areas where shrubs still occur they have exotic-dominated understories, and the native herbaceous species that used to occur have largely been replaced. This directional change in vegetation composition has been attributed to such factors as urbanization, fragmentation and corridors that increased weed movement (Zink and others 1995), and historic domestic livestock grazing that removed native species and facilitated weed seed dispersal (Burcham 1957). Frequent fire is creating a positive feedback of increased dominance of highly flammable annual grasses, compared to CSS shrubs that burned on a 25-30 year fire cycle (Minnich and Dezzani 1998). Air pollution, which has less often been considered a factor in vegetation change in CSS, is the focus of this review. Understanding the impact of air pollution for conservation of CSS is critical because it impinges upon vegetation even in those reserves that have been protected from other impacts. Air pollution is greatest in areas dominated by Riversidean sage scrub (Westman 1981), so this CSS association will be emphasized.

As part of this discussion, we compare the type-conversion of CSS to annual grassland with the comparatively stable vegetation in two other major vegetation types of southern California, chaparral and mixed coniferous forest. CSS harbors some 200 sensitive species and is the least widespread of these three vegetation types (Sawyer and Keeler-Wolfe 1995, Skinner and Pavlik 1994). It is the most impacted not only because of air pollution but also because of its location in the most favorable low-elevation private lands planned for development. By contrast, much chaparral and coniferous forest is protected in public lands. However, all three vegetation types are subject to air pollution, both ozone and nitrogen deposition that originate from automobile emissions. Up to 45 kg N/ha/yr are deposited in San Bernardino mixed coniferous forests (Fenn and others 1998) and 30 kg/ha/yr in chaparral in the San Dimas Experimental Forest (Bytnerowicz and others 1987, Riggan and others 1985). All three vegetation types have been impacted by ozone as well, with historical monthly averages as high as 350 ppb (parts per billion) in 1975 (*fig. 1*).

However, ozone levels have declined with increasing regulation and pollution control; summertime peak concentrations above 150 ppb occur infrequently. In this analysis we hypothesize that ozone and N deposition have affected vegetation of southern California historically and currently, but CSS, exotic annual grassland, chaparral, and coniferous forest have different sensitivities to the two forms of air pollutants.

To help elucidate the impacts of N on CSS, we present the preliminary results of an N fertilization experiment in CSS vegetation. Anthropogenically deposited nitrate, the dominant form in Riversidean CSS (Padgett and others 1999), is formed from nitrogen oxides, which co-occur with ozone. The concentrations of ozone and nitrogen oxides increase simultaneously along rural to urban gradients of air pollution. To separate the confounding effects of ozone and N, a fertilization experiment was done in a rural area with relatively clean air, at Lake Skinner in the Western Riverside County Multispecies Reserve. The objective of this experiment was to evaluate the

long term effects of N on CSS plant species composition in a controlled field setting, and we present results from the first 8 years of fertilization.

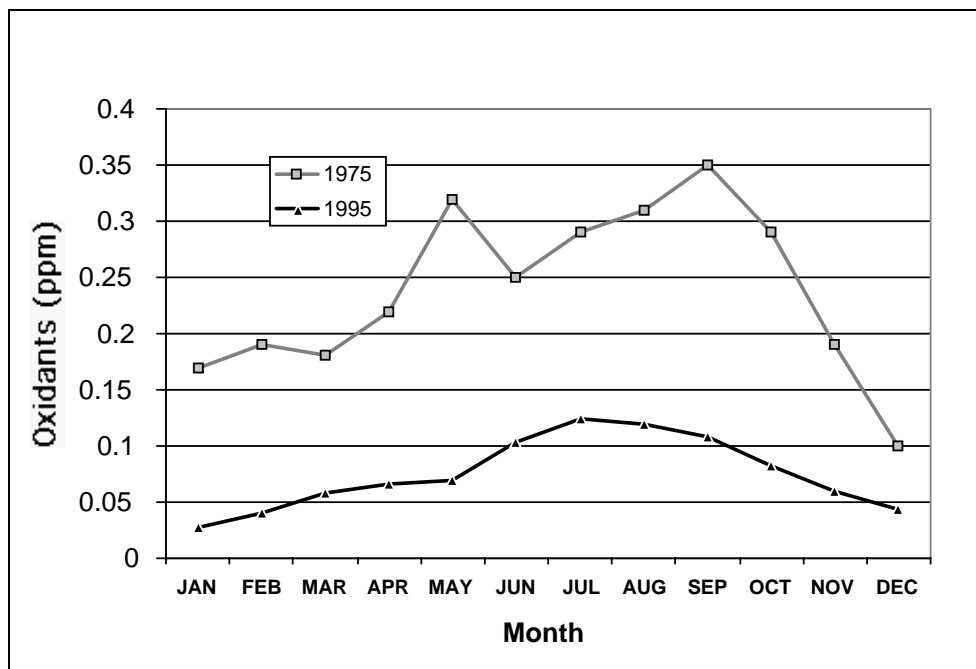


Figure 1—Mean monthly high concentrations of ozone in Riverside (daily hourly peak values averaged over the month). Different analytical methods were used in 1975 that detected total oxidants, but are corrected to give approximations of ozone (AQMD).

Comparative Air Pollution Effects in CSS, Chaparral, and Coniferous Forest

Ozone

Pinus ponderosa and *Pinus jeffreyi* develop visible ozone damage at daily average levels of 50-60 ppb (Miller and others 1997). The ozone sensitivity of pines was known early from the studies of Miller and others (1963) when levels of ozone were extremely high in the Los Angeles Basin and surrounding mountains. The high concentrations of past decades (*fig. 1*) contributed to conifer mortality in the mountains, in part coupled with drought, bark beetle and other stressors (Miller and others 1997). The dead trees from the 1960s and 1970s were often harvested, eliminating the evidence of ozone-induced mortality (Arbaugh and others 1999, Miller 1992). At current reduced levels of ozone, tree mortality does not seem to be a short-term response (Arbaugh and others 1999), but ozone is nevertheless affecting the physiology of trees in the field (Grulke and others 1998, Takemoto and others 2000, Temple and Miller 1994). For instance, at Camp Paivika in the San Bernardino Mountains, ponderosa pine retains 1-2 years of needle growth, rather than the typical 5 years (Grulke and Balduman 1999, Miller and others 1997). The ground at this site is littered with a deep cover of undecomposed needle litter.

The few available studies of ozone effects on native CSS and chaparral shrubs indicate that visible injury occurs at levels of ozone 2 to 10 times higher than for pines. For instance, seedlings of *Adenostoma fasciculatum*, *Ceanothus leucodermis*,

Arctostaphylos glauca, and *Quercus dumosa* experienced visible damage at the relatively high levels of 100 to 500 ppb ozone (Stolte 1982). Well-watered seedlings of *Salvia mellifera* and *Eriogonum cinereum*, common CSS shrubs, experienced leaf drop and reduced flowering after fumigation in the greenhouse with 100-200 ppb ozone (Westman 1990). One interesting observation that Westman (1990) reported was that the exotic grass *Bromus madritensis* ssp. *rubens* had an ecotype less sensitive to ozone in areas of the Los Angeles basin with high air pollution in the early 1980s.

We have observed mortality of CSS shrubs in the field, especially in urban areas (Allen and others 1998, 2000), but the cause of death is not clear and has not been quantified across the landscape. CSS shrubs are summer-deciduous and are physiologically active mainly in winter and spring (*fig. 2*), when mean daily high ozone levels are below 60 ppb (*fig. 1*). Thus they may avoid extensive ozone injury by dropping leaves before high ozone exposures occur. Westman (1990) observed that CSS shrubs experienced considerable ozone damage in the Santa Monica Mountains, but his work was done in the mid 1980s when springtime, growing season ozone levels were much higher than today. Maximum hourly summer high ozone levels were 180-390 ppb ozone in the Santa Monica Mountains in 1986 (Westman 1990). Nevertheless, we should not discount the long-term, low level effects of current springtime mean daily high exposures of 50-60 ppb, although short-term chamber studies have shown no acute effects at these levels (Preston 1986).

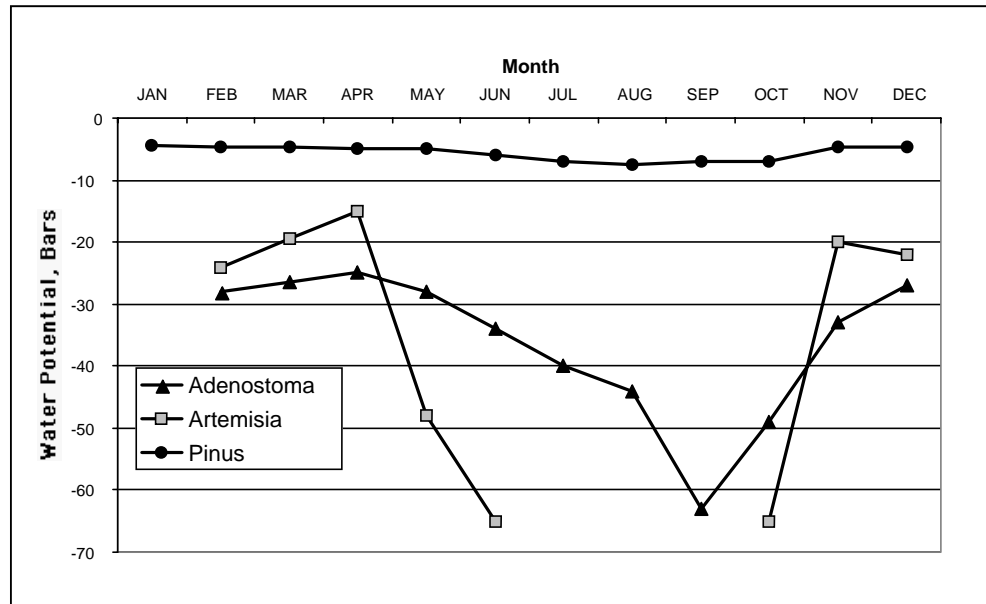


Figure 2—Xylem water potentials of three dominant species of coniferous forest (*Pinus ponderosa*), chaparral (*Adenostoma fasciculatum*) and CSS (*Artemisia californica*). Soil moisture is available during the summer in the coniferous forest where deep-rooted trees tap fractured rocks. *Artemisia* and other species of CSS are partially or wholly deciduous in summer, while *Adenostoma* and other chaparral shrubs have small sclerophyllous leaves that close their stomates in response to dry soil. Data from Poole and Miller (1975), Coyne and Bingham (1982).

Chaparral may also be less sensitive to present-day levels of ozone than ponderosa pine and Jeffrey pine. The sclerophyllous leaves of the chaparral dominant *Adenostoma fasciculatum* close their stomates in response to summer drought (Hanes 1965, Poole and Miller 1975) and so are also unlikely to absorb a great deal of ambient ozone in summer at present day levels. By contrast, pines have deep roots that seek water in rock fractures (Hubbert and others 2001a) and may continue to photosynthesize and absorb ozone all summer long (Coyne and Bingham 1982, Hubbert and others 2001b). Photosynthesis is lower in summer than spring resulting in lower rates of ozone uptake (Temple 1996), but considerable amounts of ozone may still be absorbed under high summertime ambient concentrations. The phenological differences among these three vegetation types may explain why pine is so sensitive to the high summertime levels of ozone. In 1975 even the springtime ozone levels were as high as 150 ppb (*fig. 1*). Had regulations not been enforced to reduce ozone to present day levels, coniferous tree mortality would have continued. The ozone damage symptoms that Westman (1990) observed in CSS shrubs in the mid-1980s would be more widespread, with unknown consequences on mortality. Further reductions in ozone are needed to improve the health of pine forests in locations that currently receive high exposures such as the western San Bernardino Mountains.

Nitrogen

Most of the N deposition in southern California occurs as dryfall in the form of $\text{HNO}_3/\text{NO}_3^-$ originating from automobile exhaust, and about 10-20 percent arrives as $\text{NH}_3/\text{NH}_4^+$ from agricultural origins (Fenn and others 1998, Padgett and others 1999) or more depending on proximity to local dairy farms (Fenn and others 2000). The proportion of agricultural input is expected to decline as agriculture moves from the south coast and Inland Empire counties to the Central Valley and the deserts. While neither form of N input is desirable, $\text{NH}_3/\text{NH}_4^+$ acidifies the soil more than $\text{HNO}_3/\text{NO}_3^-$, as documented in the Netherlands where up to $90 \text{ kg ha}^{-1} \text{ yr}^{-1}$ of $\text{NH}_3/\text{NH}_4^+$ are deposited annually (Bobbink and Willems 1987). CSS soils accumulate up to $87 \mu\text{g/g}$ of extractable N during summer near Riverside. These soils are not more acid than soils in reserves that have less air pollution, such as Lake Skinner with a maximum of about $20 \mu\text{g/g}$ extractable soil N in the dry season (Padgett and others 1999). Nitrate has been increasing in soils downwind of urban areas over the past 40 years, with different effects on native and invasive exotic vegetation, as described below.

While historic air concentration data for $\text{HNO}_3/\text{NO}_3^-$ are not available as for ozone, NO_x emissions have been calculated since 1938 (*fig. 3*). These emissions reached a high of nearly 3,000 T daily (dy^{-1}) in 1972 in the Los Angeles Basin and declined to present day levels of 1,300 T dy^{-1} , except for a rise in 1999 that may be related to La Niña stagnant air conditions. NO_x is converted to NO_3^- in the atmosphere, more so under hot and sunny summer conditions. Most of the N deposition occurs as dryfall during the summer (Padgett and others 1999), although areas with foggy seasons, as occur in some pine forests in the San Bernardino Mountains, may have high N deposition at that time of year (Fenn and others 2000). Summer-deposited nitrate accumulates on soil and leaf surfaces and becomes available for plant uptake during the following winter rainy season when it is leached into the soil. Because HNO_3 is sufficiently acidic to cause leaf lesions at high concentrations, dryfall of HNO_3 actually has two separate effects, one to fertilize the

soil and a second to damage the leaf. Some direct uptake of leaf-deposited N occurs also. These different effects of N are considered separately.

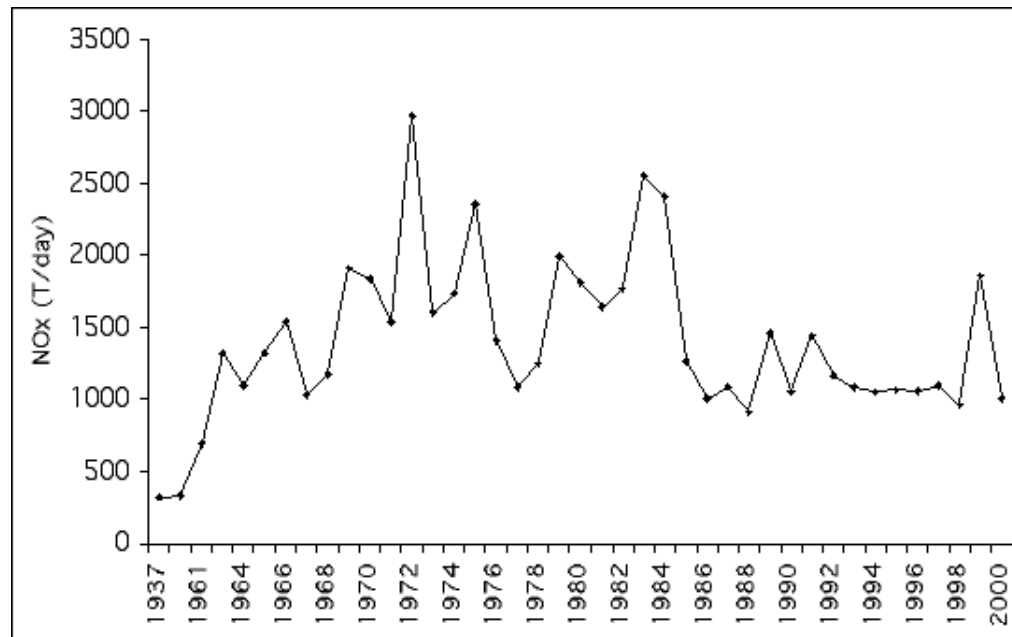


Figure 3—Emissions of NO_x in the South Coast Air Basin, 1937-2000 (Alexis and others 2000).

Epicuticular leaf lesions, visible using the electron microscope, may be induced by deposition of atmospheric HNO₃ in California black oak and ponderosa pine (Bytnerowicz and others 1998, 1999). Lesions may be accompanied by structural changes of epicuticular waxes around the stomates. HNO₃ concentrations of 50 ppb for 12 hours were sufficient to cause damage to pine, but oak damage was observed at the higher dosage of 200 ppb. Cuticular damage was observed at ambient levels of 30 ppb HNO₃ in pine and oak under longer exposures (Parry 2001), although long-term impacts on plant growth still need to be evaluated. The latter study showed the importance of transcuticular uptake of HNO₃, indicating that even physiologically inactive plants with closed stomates may be subject to damage from HNO₃ deposition. CSS shrubs drop most of their leaves in summer and may be largely unaffected by leaf-deposited HNO₃/NO₃⁻. Chaparral shrubs may be protected from extensive nitric acid damage because most of these species have sclerophyllous leaves with thick cuticles, but this is a hypothesis to be tested.

While HNO₃ may cause damage to the leaf surface, it also acts as a fertilizer. As much as one-half of the leaf-deposited N is taken up directly by the stomates into the mesophyll (Bytnerowicz and others 1999). The N that remains on leaf and other plant surfaces may enter the soil via throughfall and stem flow and become available for uptake by roots. In vegetation with a low leaf area, such as Riversidean CSS, some of the N will deposit directly on the soil, also increasing the N available to plants. We have done a series of N fertilization experiments to determine whether exotic grasses and forbs have a greater growth response to soil NO₃⁻ than native CSS plants. In greenhouse and field studies, ¹⁵NO₃⁻ was taken up at greater rates by individual *Bromus madritensis* than *Artemisia californica* (Yoshida 1999, Yoshida and Allen

2001). Three exotic species (*Bromus madritensis*, *Avena fatua*, *Hirschfeldia incana*) had luxury consumption levels of N in their tissues and increased biomass as well (Padgett and Allen 1999). Three native shrub species (*Artemisia californica*, *Eriogonum fasciculatum*, *Encelia farinosa*) had continued growth response with increased soil N up to 80 µg/g, but without luxury uptake, that is, with constant levels of tissue N. These experiments were based on comparisons of individual shrubs with individual weeds, but in the field the weeds are prolific seeders and individual shrub seeds or seedlings are overwhelmed by competition from many individual weedy plants (Eliason and Allen 1997). Additional long-term experiments showed that *Artemisia* and *Encelia* suffer mortality if soil extractable N is maintained at 30-50 µg/g for 6 or more months (Allen and others 1998; Padgett, unpublished data). These concentrations probably only occur in surface soils during the dry season in the field, so we do not know whether shrubs may be dying from high levels of N in N-polluted sites in the field. However, exposure to high levels of fertilizer may shorten the lifespan of native plants, as has been shown in botanic gardens (Keator 1994). The annual grasses escape long-term nutrient stress by having a short lifespan with high seed production.

Ongoing N fertilizer studies in the San Bernardino Mountains show that ponderosa pine is responding to N additions of 50 kg/ha with increased diameter growth even in sites that currently receive high N deposition of 45 kg/ha/yr (Fenn and Poth 2001). Levels of excess N are so high that NO₃⁻ in streamwater is the highest in North America from wildland watersheds (Fenn and Poth 1999). Even so, the available soil N is apparently still limiting during the spring and summer when plants are physiologically active. N fertilization of chaparral caused a small increase in branch length of *Adenostoma fasciculatum* and *Ceanothus greggii*, indicating N deficiency (McMaster and others 1982). This research was performed at the Sky Oaks Field Station, east of Mount Palomar, in an area that is relatively free of air pollution even today. Plants of chaparral have lower CO₂ uptake and lower growth rates than CSS shrubs (Hanes 1988, Mooney 1988) and would not be expected to respond to nutrient additions with rapid growth. In contrast, fertilized CSS shrubs increased their growth and took up N at equivalent or only slightly lower rates than annual weeds, as discussed above (Padgett and Allen 1999, Yoshida and Allen 2001). The loss of shrub cover in CSS is surprising considering the shrubs respond so well to N, so we initiated a field N fertilization experiment to study the interactions of exotic annuals with native shrubs.

Nitrogen Fertilization Experiment in CSS

The effects of N deposition on vegetation can be determined by examining the cumulative effects of long-term changes along an N deposition gradient and also by conducting N fertilizer experiments in an area that receives low N deposition. Changes in the N gradient along the Riverside-Perris Plain (described in Padgett and others 1999) are confounded by multidimensional changes as for any natural gradient. The covariance of ozone with nitrogen oxides is the primary concern, but local differences in soil type and fire history also occur, even though sites have been chosen to be as similar as possible. We hypothesized that N deposition or fertilization induces an increase in annual grasses and weeds and a decrease in shrub cover. The opportunity to begin these studies arose after the November 1993 fires that burned about 4000 ha of the Western Riverside Multispecies Reserve. We initiated N fertilizer plots on the north shore of Lake Skinner in the Reserve, where the edge of

the fire had burned, and included burned and unburned sites. The unburned CSS vegetation showed very little measurable growth response to N fertilizer, so data from these plots will not be shown here, but the burned site had several notable responses to N fertilization.

Fertilization began in winter/spring 1994 with the application of NH_4NO_3 twice each growing season at 30 kg N ha^{-1} for a total of $60 \text{ kg N ha}^{-1} \text{ yr}^{-1}$. This rate was chosen to double the highest known deposition in shrublands at the San Dimas Experimental Forest in the San Gabriel Mountains of $30 \text{ kg N ha}^{-1} \text{ yr}^{-1}$ (Riggan and others 1985). The fertilizer was applied to 10 plots of 5x5-m, which were interspersed in a block design with 10 unfertilized controls. During the first several years, when the plots were dominated by herbaceous vegetation, percent cover data were collected in small 0.25x0.5-m quadrats. Cover was estimated to the nearest 1 percent by species within a gridded quadrat frame. When shrubs began to get larger, their percent cover was measured using 20 m of line transects within each 5x5-m plot, and individual shrub species were counted in the plots to estimate their density. Forb data were collected in April each year when the forbs were at maximum cover, and shrub data were collected in June or July when they had achieved their maximum cover for the year. To calculate grass biomass, a double-sampling technique was used where grasses in additional 0.25x0.5-m quadrats were clipped following percent cover estimates. A regression equation was used to calculate the biomass of the unclipped plots.

Exotic grass cover was significantly higher in the fertilized than the unfertilized plots during most years between 1994 and 2001 by 10 to 18 percent, becoming similar in the dry spring of 1999 when cover of all species declined greatly (*fig. 4*). The species composition of exotic grasses varied somewhat each year, but included *Bromus madritensis*, *B. diandrus*, *B. hordeaceus*, *Avena fatua*, *Vulpia myuros*, and *Schismus barbatus*. For exotic grasses we also harvested biomass, which was considerably higher in fertilized than unfertilized plots during wet years (*fig. 5*). The biomass data were a more sensitive indicator of grass response because percent cover did not detect productivity changes that are related to height.

Exotic forb cover was not significantly different in fertilized and unfertilized plots in any year (*fig. 4*). The most abundant exotic forbs were *Erodium cicutarium* and *Hypochaeris glabra*. The native forbs responded to N with increased cover during the first year after the fire, but this trend reversed by 1998 ($P = 0.06$) when they had decreased cover with N. The species of native forbs changed considerably over time, starting with about 26 species of native forbs immediately after the fire and 12 native species by 2001. These are the typical fire-following annuals as reported in other local studies (Carrington and Keeley 1999). There was low cover of both native and exotic forbs during the dry springs of 1996 and 1999. The shrubs followed the opposite pattern from the exotic grasses, having significantly lower cover following fertilization in 1996 and 1997, although no longer significantly lower after 1998. Shrub cover also declined during the dry spring of 1999 and did not recover. Shrub cover was very low during the first two years following fire and was not estimated until the third growing season, 1996 (see *fig. 4* below and on the following page).

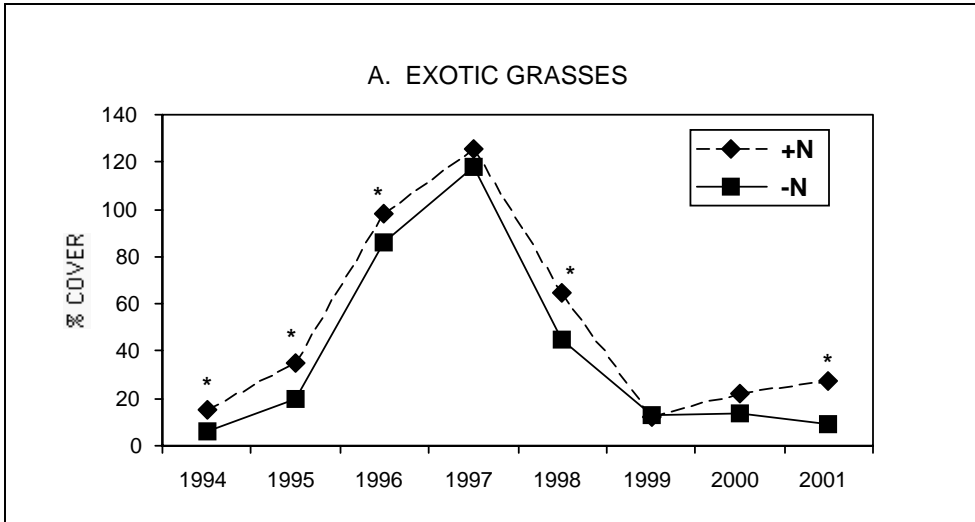


Figure 4—Percent cover of vegetation in plots with and without 60 kg/ha/yr N fertilizer following the 1993 fire at Lake Skinner. Vegetation was analyzed by life form as A. exotic grasses, B. exotic forbs, C. native forbs, and D. native shrubs. *=significantly different at P=0.05.

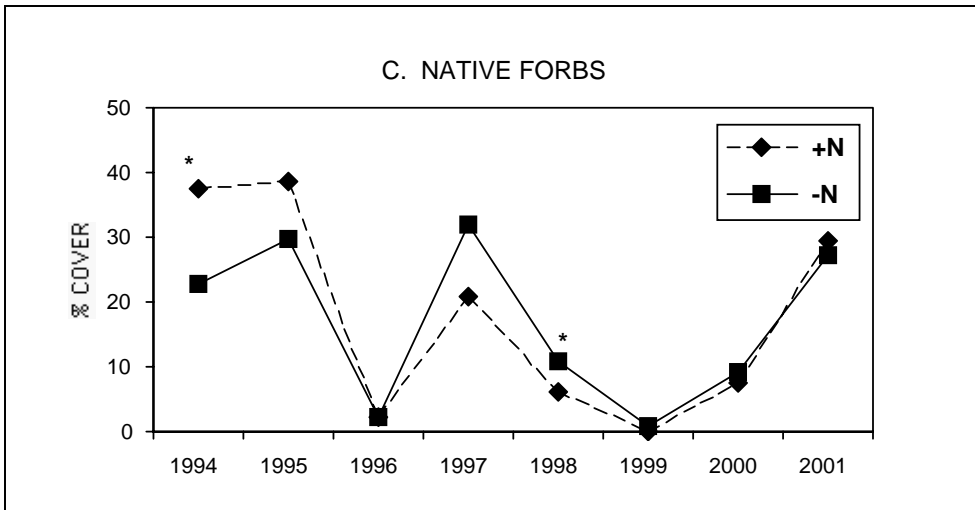
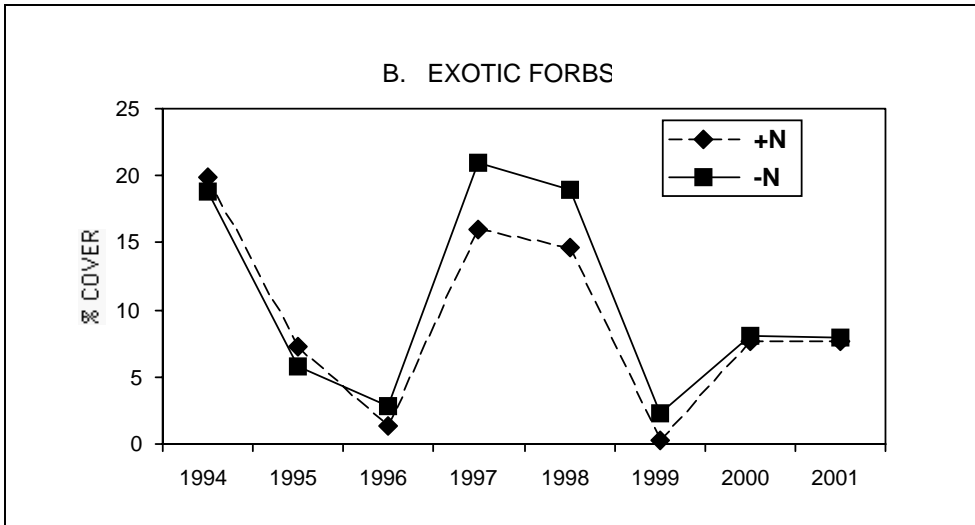


Figure 4, continued

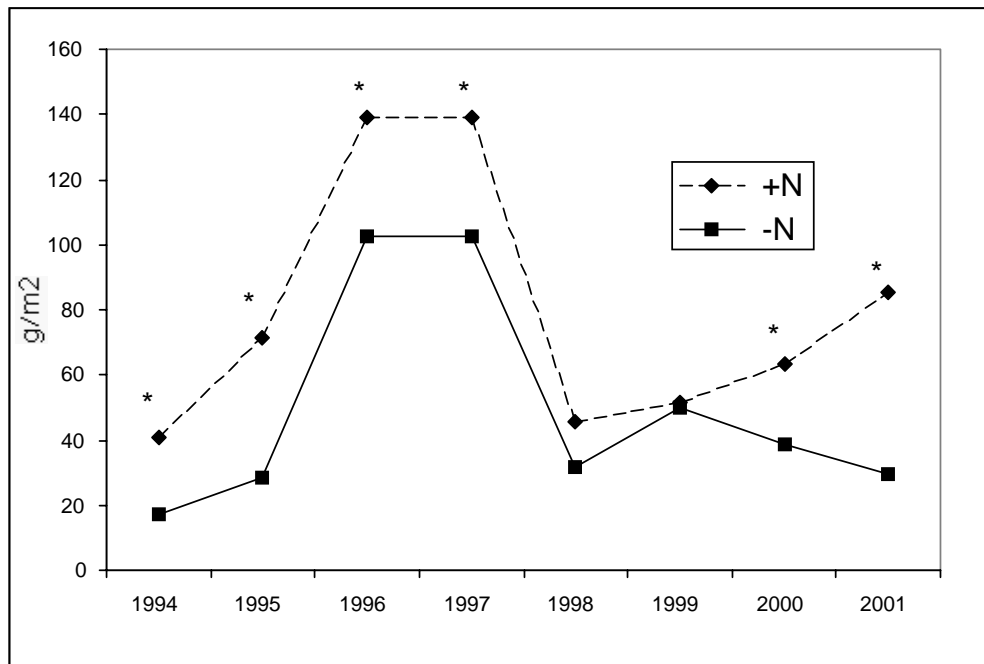
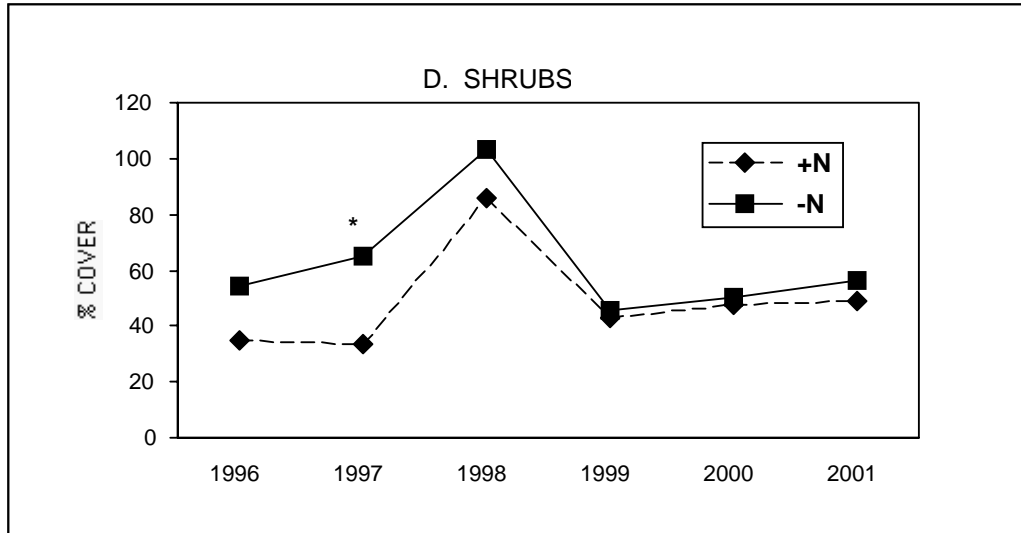


Figure 5—Biomass (g/m²) of exotic annual grasses calculated from double-sampling a subsample of clipped plots and using a correlation applied to permanent sample plots. *=significantly different at P=0.05.

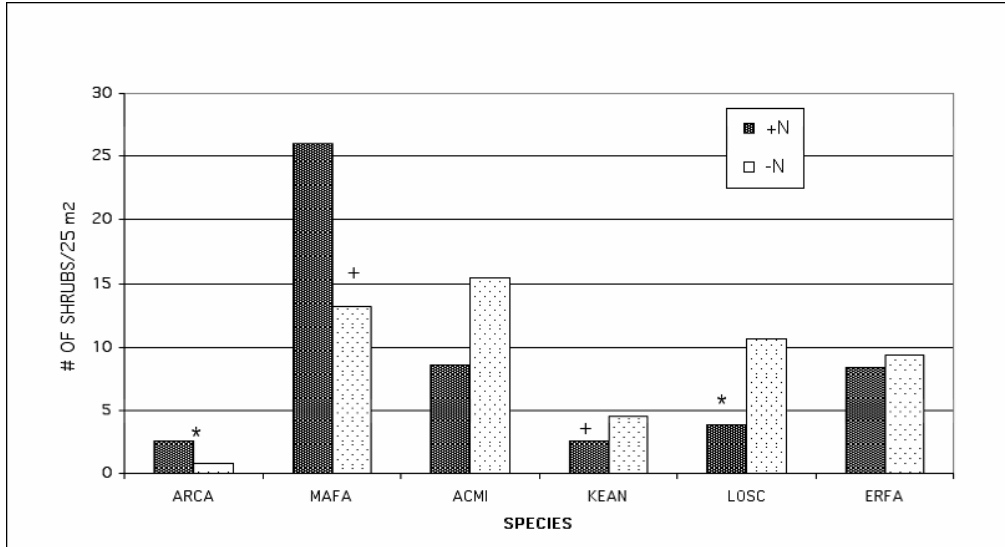


Figure 6—Density of dominant shrubs by species in N fertilized and unfertilized plots. *=significantly different at $P=0.05$, += $P<0.10$. ARCA=*Artemisia californica*, MAFA=*Malacothamnus fasciculatus*, ACMI=*Acourtia microstachys*, KEAN=*Keckiella anthirrhinoides*, LOSC=*Lotus scoparius*, ERFA=*Eriogonum fasciculatum*.

The shrubs were dominated by six species (fig. 6) that each responded differently to N fertilizer. The density of *Malacothamnus fasciculatus* was greatly increased by N fertilization, while that of *Lotus scoparius* was greatly reduced. The only other shrub that responded significantly was *Artemisia californica*, which had increased density with N fertilization. However, *Artemisia* had a relatively low density compared to the two short-lived colonizers *Malacothamnus* and *Lotus*. *Lotus* mortality was highest between 1998 and 1999, accounting for the large drop in shrub cover between those years. Over time the remaining longer-lived shrubs (*Artemisia*, *Keckiella*, and *Eriogonum*) that dominate mature CSS will fill in, most likely by growing larger. Their percent cover was not different between 1999 and 2001, all relatively dry years, but their future rate of growth may be determined by the level of N fertility.

The mechanisms by which N affected growth of the plant species in this stand cannot be determined directly from these field data, but they include a combination of individual plant responses to N and yearly climatic conditions and competitive interactions among groups of species that respond differentially to N. The reduction in *Lotus* with N is expected, because legumes typically respond to N by cessation of N fixation. This makes them less competitive with fast growing neighbors (see Munoz and Weaver 1999). In another study *Artemisia* showed increased growth with N fertilizer in the field both in monoculture and in mixture with grasses (Allen and others 1998). However, it had greatly reduced growth with grass competition in this study, and the N response was too small to overcome the competitive interaction with grasses. The stand studied at Lake Skinner had a relatively high cover of exotic grasses even without N fertilization (fig. 4). The nearby unburned stands have a patchy understory of exotic grasses, suggesting that exotics were present before the 1993 fire. The exotics may have been introduced by domestic grazing animals, which are responsible for dispersing seeds of many species (Malo and Suarez 1995). These lands had been grazed by cattle up to about 20 years prior to the experiment. CSS

shrubland in western Riverside County has been widely invaded by exotic grasses and forbs (Minnich and Dezzani 1998), so a site without exotics probably no longer exists. The most important effect of N deposition is likely to facilitate exotic grass dominance. Drought interacted with N fertilizer in our experiment, so that there was no measurable response to N in dry years with low productivity. In addition, the timing of rain may also give an advantage to native forbs, as occurred in the relatively dry 2001 when most rainfall occurred during February. Because the rainfall dynamics have resulted in patterns of plant growth and interactions with N fertilizer, we plan to continue fertilization and observations of these plots for additional years.

Conclusions

The physiological effects of ozone and nitrogen discussed above are summarized in *figure 7*, which shows that CSS, chaparral, coniferous forest, and annual grassland respond differently to the combined effects of these major pollutants. Ponderosa pine forest has negative growth responses to ozone and leaf-deposited nitrate, but the pines still respond to N fertilization of the soil with increased growth. CSS, on the other hand, may be sensitive to elevated soil N as *Artemisia* and *Encelia* experienced mortality in the greenhouse under high soil N (Allen and others 1998). Alternatively, CSS avoids summertime high levels of ozone and leaf-deposited $\text{HNO}_3/\text{NO}_3^-$ because leaves are deciduous. Chaparral growth response to N has been measured only in an N-limited situation, and it is uncertain how these shrubs respond to high levels of N deposition. It is likely that chaparral would not respond to N fertilizer as well as CSS shrubs, as they are comparatively slow growing (Hanes 1988, Mooney 1988). Based on these slower growth rates, we would not expect large changes in productivity in N-impacted chaparral, although controlled studies still need to be done. CSS shrubs, on the other hand, continued to grow at high rates with unlimited N, water, and other nutrients, but died after 6-9 months (Allen and others 1998, Padgett unpublished data, Padgett and Allen 1999, Yoshida and Allen 2001).

Vegetation type	O3	NO3 soil	NO3 leaf dep.
Coastal sage scrub	0	↓	0
Chaparral	0	0?	0
Pine forest	↓	↑	↓
Annual grassland	0	↓	0

Figure 7—Responses of dominant species of four vegetation types to air pollution stresses. Large and small up and down-oriented arrows represent large or small responses to pollutants; 0=no or minimal response. Response arrows are based on physiological responses of individual dominant species (see text for references).

The overall “winner” in this race against pollutants is the exotic annual grassland, which is replacing CSS but not chaparral or pine forest. The annual grasses have a high response to N fertilization, and they escape ozone and $\text{HNO}_3/\text{NO}_3^-$ leaf damage by summer dormancy. The summary responses of *figure 7* show individual dominant plant growth responses and do not indicate community or ecosystem level changes and feedbacks that may occur. For instance, during competitive interactions between *Artemisia* and *Bromus*, the grass took up N at greater rates (Yoshida 1999). N deposition also changed the species composition of mycorrhizal fungi in CSS along a nitrogen deposition gradient in the Riverside-Perris Plain (Egerton-Warburton and Allen 2000). Loss of certain mycorrhizal fungal species in high N soils caused a reduced growth response by host plant species, indicating the fungi are no longer effective mutualists (Sigüenza 2000). Many other changes are occurring, such as increases in N mineralization and nitrification rates and increased litter build-up in N-impacted sites in the mountains (Fenn and others 1996). The forest may be relatively buffered from the effects of elevated N by having a longer lifespan, higher biomass, and soil organic matter to absorb the N. In addition, the mountains experience yearly flushing of accumulated N in snow meltwater and precipitation run-off (Fenn and Poth 1999). There have been some vegetation changes, such as an increase in *Pteridium aquilinum* in the understory at high N sites in the San Bernardino Mountains, but no known changes in the overstory that can be attributed to N.

The reasons for stability of chaparral after N fertilization are not as clear but may also be related to the open watersheds that experience high levels of N flushing (Fenn and Poth 1999). Chaparral shrubs are long-lived, and many resprout from lignotubers following fire. They have slow growth rates compared to CSS and may not respond to N fertilization with rapid growth. Finally, many stands of chaparral accumulate undecomposed litter except on the steepest slopes, which may enable immobilization of deposited N. Chaparral stands seem to be stable across the landscape (Minnich and Chou 1997), having been affected neither by ozone die-off in the past like pines nor by possible N impacts as in CSS. However, ecosystems may appear healthy until they reach a threshold of N saturation (Aber 1992). A better understanding of chaparral responses to N is needed before we can be certain that it will remain healthy with continued N accumulation. The dramatic type conversion of CSS to annual grassland should be enough evidence that air pollution levels, especially N deposition, need to be reduced to improve the health of the vegetation.

Acknowledgments

We thank Eric Focht for assistance with data analysis. The research was funded by the National Science Foundation, the USDA Competitive Grants Program, and the Metropolitan Water District.

References

- Aber, J.D. 1992. **Nitrogen cycling and nitrogen saturation in temperate forest ecosystems.** *Trends in Evolution and Ecology* 7: 220-224.
- Alexis, A.; Gaffney, P.; Garcia, C.; Nystrom, M.; Rood, R. 2000. **The 1999 California almanac of emissions and air quality.** California Air Resources Board. <http://arbis.arb.ca.gov/aqd/almanac/almanac99.htm>.
- Allen, E.B.; Padgett, P.E.; Bytnerowicz, A.; Minnich, R.A. 1998. **Nitrogen deposition effects on coastal sage vegetation of southern California.** In: Bytnerowicz, A.; Arbaugh, M.J.;

- Schilling, S. technical coordinators. Proceedings of the international symposium on air pollution and climate change effects on forest ecosystems; 1996 Feb. 5-9; Riverside, CA. Gen. Tech. Rep. PSW-GTR-166. Albany, CA: USDA Forest Service, Pacific Southwest Research Station; 131-140.
- Allen, E.B.; Eliason, S.A.; Marquez, V.J.; Schultz, G.P.; Storms, N.K.; Stylinski, C.D.; Zink, T.A.; Allen, M.F. 2000. **What are the limits to restoration of coastal sage scrub in southern California?** In: Keeley, J.E.; Keeley, M.B.; Fotheringham, C.J.; editors. Second interface between ecology and land development in California. Sacramento, CA: U.S. Geological Survey, Open-File Report 00-62; 253-262.
- Arbaugh, M.J.; Peterson, D.L.; Miller, P.R. 1999. **Air pollution effects on growth of ponderosa pine, Jeffrey pine and bigcone Douglas-fir.** Chapter 8. In: Miller, P.R.; McBride, J.R., editors. Oxidant air pollution impacts in the montane forests of southern California. Ecological Studies 134. New York: Springer-Verlag; 179-207.
- Bobbink, R.; Willems, J.H. 1987. **Increasing dominance of *Brachypodium pinnatum* (L.) Beauv. in chalk grasslands: A threat to a species-rich ecosystem.** Biological Conservation 40: 301-314.
- Burcham, L.T. 1957. **California rangeland: An historico-ecological study of the range resource of California.** Sacramento, CA: Division of Forestry, Department of Natural Resources.
- Bytnerowicz, A.; Miller, P.R.; Olszyk, D.M. 1987. **Dry deposition of nitrate, ammonium and sulfate to a *Ceanothus crassifolius* canopy and surrogate surfaces.** Atmospheric Environment 21: 1749-1757.
- Bytnerowicz, A.; Padgett, P.; Percy, K.; Krywult, M.; Riechers, G.; Hom, J. 1999. **Direct effects of nitric acid on forest trees.** In: Miller, P.R.; McBride, J.R., editors. Oxidant air pollution impacts in the montane forests of southern California: A case study of the San Bernardino Mountains. New York: Springer-Verlag; 270-289.
- Bytnerowicz, A.; Percy, K.; Riechers, G.; Padgett, P.; Krywult, M. 1998. **Nitric acid vapor effects on forest trees—deposition and cuticular changes.** Chemosphere 36: 697-702.
- Carrington, M.E.; Keeley, J.E. 1999. **Comparison of post-fire seedling establishment between scrub communities in Mediterranean and non-Mediterranean climate ecosystems.** Journal of Ecology 87: 1025-1036.
- Coyne, P.I.; Bingham, G.E. 1982. **Variation in photosynthesis and stomatal conductance in an ozone-stressed ponderosa pine strand: Light response.** Forest Science 28: 257-273.
- Egerton-Warburton, L.; Allen, E.B. 2000. **Shifts in arbuscular mycorrhizal communities along an anthropogenic nitrogen deposition gradient.** Ecological Applications 10: 484-496.
- Eliason, S.A.; Allen, E.B. 1997. **Exotic grass competition in suppressing native shrubland re-establishment.** Restoration Ecology 5: 245-255.
- Fenn, M.E.; Poth, M.A. 1999. **Temporal and spatial trends in streamwater nitrate concentrations in the San Bernardino Mountains, southern California.** Journal of Environmental Quality 28: 822-836.
- Fenn M.E.; Poth M.A. 2001. **A case study of nitrogen saturation in western U.S. forests.** In: Optimizing nitrogen management in food and energy production and environmental protection: Proceedings of the second international nitrogen conference on science and policy. The Scientific World 1.
- Fenn, M.E.; Poth, M.A.; Aber, J.D.; Baron, J.S.; Bormann, B.T.; Johnson, D.W.; Lemly, A.D.; McNulty, S.G.; Ryan, D.F.; Stottlemeyer, R. 1998. **Nitrogen excess in North American ecosystems: Predisposing factors, ecosystem responses, and management strategies.**

- Ecological Applications 8: 706-733.
- Fenn, M.E.; Poth, M.A.; Dunn, P.H.; Barro, S.C. 1993. **Microbial N and biomass, respiration and N mineralization in soils beneath two chaparral species along a fire-induced age gradient.** Soil Biology and Biochemistry 25: 457-466.
- Fenn, M.E.; Poth, M.A.; Johnson D.W. 1996. **Evidence for nitrogen saturation in the San Bernardino Mountains in southern California.** Forest Ecology and Management 82: 211-230.
- Fenn, M.E.; Poth, M.A.; Schilling, S.L.; Grainger, D.B. 2000. **Throughfall and fog deposition of nitrogen and sulfur at a N-limited and N-saturated site in the San Bernardino Mountains, southern California.** Canadian Journal of Forest Research 30: 1-13.
- Grulke, N.E.; Anderson, C.P.; Fenn, M.E.; Miller, P.R. 1998. **Ozone exposure and nitrogen deposition lowers root biomass of ponderosa pine in the San Bernardino Mountains, California.** Environmental Pollution 103: 63-73.
- Grulke, N.E.; Balduman, L. 1999. **Deciduous conifers: high N deposition and O₃ exposure effects on growth and biomass allocation in ponderosa pine.** Water, Air, and Soil Pollution 116: 235-248.
- Hanes, T.L. 1965. **Ecological studies on two closely related chaparral shrubs in southern California.** Ecological Monographs 35: 213-235.
- Hanes, T.L. 1988. **Chaparral.** In: Barbour, M.G.; Major, J., editors. The terrestrial vegetation of California. Davis, CA: California Native Plant Society; 417-470.
- Hubbert, K.R.; Beyers, J.L.; Graham, R.C. 2001a. **Roles of weathered bedrock and soil in seasonal water relations of *Pinus jeffreyi* and *Arctostaphylos patula*.** Canadian Journal of Forest Research 31: 1947-1957.
- Hubbert, K.R.; Graham, R.C.; Anderson, M.A. 2001. **Soil and weathered bedrock: Components of a Jeffrey pine plantation substrate.** Soil Science Society of America Journal 65: 1255-1262.
- Keator, G. 1994. **Complete garden guide to the native shrubs of California.** San Francisco, CA: Chronicle Books.
- Malo, J.E.; Suarez, F. 1995. **Cattle dung and the fate of *Biserrula pelecinus* L. (Leguminosae) in a Mediterranean pasture: Seed dispersal, germination and recruitment.** Botanical Journal of the Linnean Society 118: 139-148.
- McMaster, G.; Jow, W.; Kummerow, J. 1982. **Response of *Adenostoma fasciculatum* and *Ceanothus greggii* chaparral to nutrient additions.** Journal of Ecology 70:745-756.
- Miller, P.R. 1992. **Mixed conifer forests of the San Bernardino Mountains, California.** In: Olson, R.K.; Binkley, D.; Böhm, M., editors. The response of western forests to air pollution. New York: Springer-Verlag; 461-500.
- Miller, P.R.; Arbaugh, M.J.; Temple, P.J. 1997. **Ozone and its known and potential effects on forests in western United States.** In: Sanderman, H.; Wellburn, A.R.; Heath, R.L., editors. Forest decline and ozone: A comparison of controlled chamber and field experiments. Berlin: Springer-Verlag; 39-68.
- Miller, P.R.; Parmeter, J.R., Jr.; Taylor, O.C.; Cardif, E.A. 1963. **Ozone injury to the foliage of *Pinus ponderosa*.** Phytopathology 53: 1072-1076.
- Minnich, R.A.; Chou, Y.H. 1997. **Wildland fire patch dynamics in the chaparral of southern California and northern Baja California.** International Journal of Wildland Fire 7: 221-248.
- Minnich, R.A.; Dezzani, R.J. 1998. **Historical decline of coastal sage scrub in the**

- Riverside-Perris Plain, California.** *Western Birds* 29: 366-391.
- Mooney, H.A. 1988. **Southern coastal sage scrub.** In: Barbour, M.G.; Major, J., editors. *The terrestrial vegetation of California.* Davis, CA: California Native Plant Society; 471-489.
- Munoz, A.E.; Weaver, R.W. 1999. **Competition between subterranean clover and ryegrass for uptake of ¹⁵N-labeled fertilizer.** *Plant and Soil* 211(2): 173-178.
- Padgett, P.E.; Allen, E.B. 1999. **Differential responses to nitrogen fertilization in native shrubs and exotic annuals common to Mediterranean coastal sage scrub of California.** *Plant Ecology* 144: 93-101.
- Padgett, P.E.; Allen, E.B.; Bytnerowicz, A.; Minnich, R.A. 1999. **Changes in soil inorganic nitrogen as related to atmospheric nitrogenous pollutants in southern California.** *Atmospheric Environment* 33: 769-781.
- Parry, S.D. 2001. **Effects of nitric acid on the cuticle of native trees.** Riverside: University of California. M.S. Thesis.
- Poole, D.K.; Miller, P.C. 1975. **Water relations of selected species of chaparral and coastal sage.** *Ecology* 56: 1118-1128.
- Preston, K.P. 1986. **Ozone and sulfur dioxide effects on the growth of California coastal sage scrub species.** Los Angeles: University of California. Ph.D. dissertation.
- Riggan, P.J.; Lockwood, R.N.; Lopez, E.N. 1985. **Deposition and processing of airborne nitrogen pollutants in Mediterranean-type ecosystems of southern California.** *Environmental Science and Technology* 19: 781-789.
- Sawyer, J.O.; Keeler-Wolf, T. 1995. **A manual of California vegetation.** Sacramento, CA: California Native Plant Society.
- Sigüenza, C. 2000. **Interactions of soil microorganisms with anthropogenic nitrogen deposition.** Riverside: University of California. Ph.D. dissertation.
- Skinner, M.W.; Pavlik B.M. 1994. **CNPS inventory of rare and endangered vascular plants of California.** Sacramento, CA: The California Native Plant Society.
- Stolte K.W. 1982. **The effects of ozone on chaparral plants in the California south coast air basin.** Riverside: University of California. M.S. Thesis.
- Takemoto, B.K.; Bytnerowicz, A.; Fenn, M.E. 2000. **Current and future effects of ozone and atmospheric nitrogen deposition on California's mixed conifer forests.** *Forest Ecology and Management* 5127: 1-15.
- Temple, P.J. 1996. **Patterns of gas exchange and ozone uptake in pines at Barton Flats.** In: Miller, P.R.; Chow, I.C.; Watson, J.G., editors. *Ecosystem level alterations in soil nutrient cycling: An integrated measure of cumulative effects of acidic deposition on a mixed conifer forest in southern California.* Final Report, No. 92-335, Air Resources Board, Sacramento, CA; 3-1 – 3-14. (NTIS No. PB97106223; NTIS=National Technical Information System).
- Temple, P.J.; Miller, P.R. 1994. **Foliar injury and radial growth of ponderosa pine.** *Canadian Journal of Forest Research* 24: 1877-1882.
- Westman, W.E. 1981. **Diversity relations and succession in California coastal sage scrub.** *Ecology* 62: 170-184.
- Westman, W.E. 1990. **Detecting early signs of regional air pollution injury to coastal sage scrub.** In: Woodwell, G.M., editor. *The earth in transition: Patterns and processes of biotic impoverishment.* New York: Press Syndicate, University of Cambridge; 323-345.
- Yoshida, L.C. 1999. **Ammonium and nitrate additions to a mycorrhizal annual invasive grass, *Bromus madritensis*, and *Artemisia californica* in coastal sage scrub:**

greenhouse and field experiments. Riverside: University of California. Ph.D. dissertation.

Yoshida, L.C.; Allen, E.B. 2001. **Ammonium and nitrate uptake by mycorrhize of an annual invasive grass and a native shrub in southern California.** American Journal of Botany 88: 1430-1436.

Zink, T.A.; Allen, M.F.; Heindl-Tenhunen, B.I.; Allen, E.B. 1995. **The effect of a disturbance corridor on an ecological reserve.** Restoration Ecology 3: 304-311.